

INSTALLATION INSTRUCTIONS

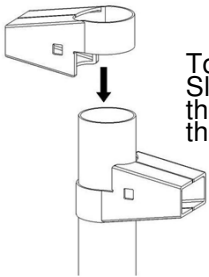
TangoRail Type: TR800-3G

Post Type: CHS

Fence Heights: 0.9m, 1.0m, 1.2m, 1.5m, 1.8m

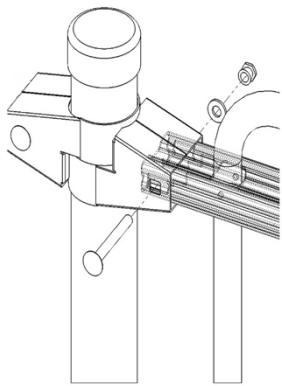


Panel Height (m)	all dimensions in mm										Verts per panel
	A *	B	C	D	E	F	G	H	J	K	
0.9m	2565mm Nominal c/c	850	85	110	90	75	50	1400	480	-	11
1.0m		950						1500			
1.2m		1150						1750			
1.5m		1450						2000			
1.8m		1750						2400			



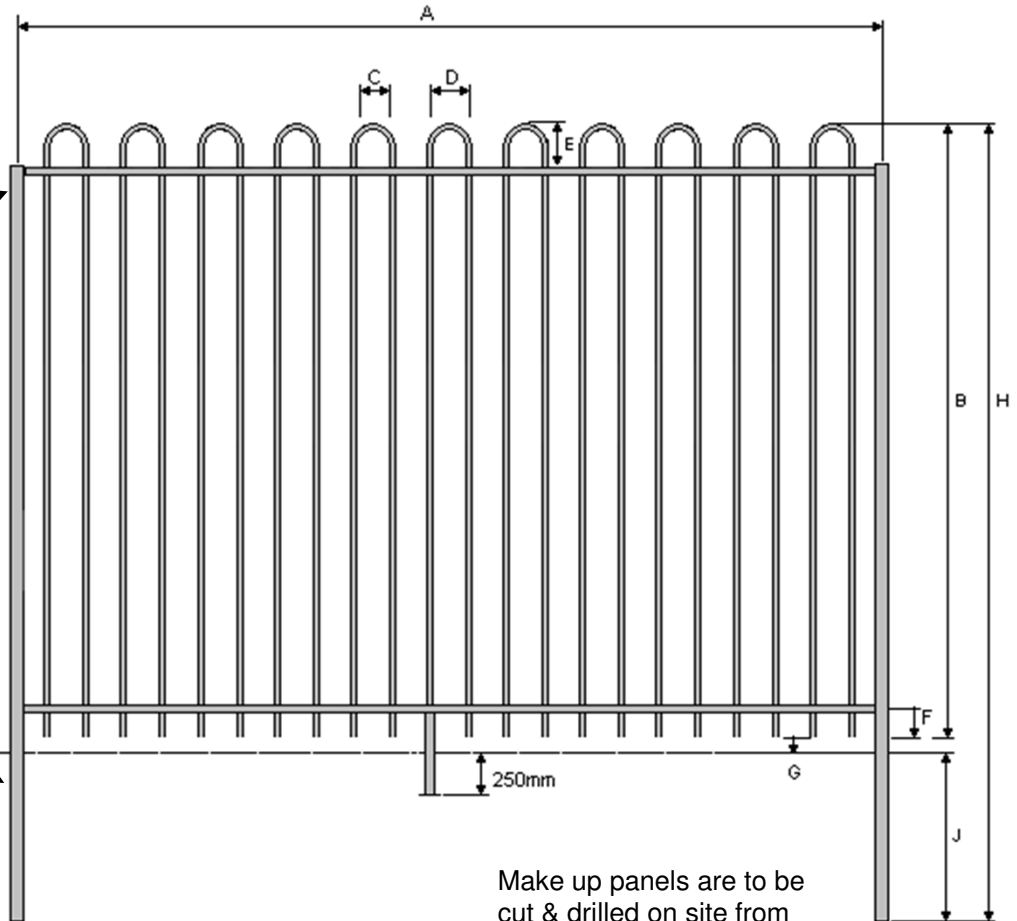
To fix tangolock:
Slightly prise open each lock
then slide the sections over
the post.

* Dimension A - Raking detail
Max rake of a standard panel = 500mm
Adjustment of post centres will be required to
suit any intermediary rakes.



CHS post/panel assembly

To fix panel:
Insert end of the rail into
the 'loc' until the hole and
slot line up. Insert bolt.



Make up panels are to be
cut & drilled on site from
standard panels. Any cut or
damaged surfaces repaired
accordingly

Tools required - Conventional socket to suit M8 & M10 shear nuts

